

## JAMAICA



# Caribbean COVID-19 Food Security & Livelihoods Impact Survey

Jamaica Summary Report | May 2020



214

Respondents



76 | 24%

Female | Male



43

Average age



3

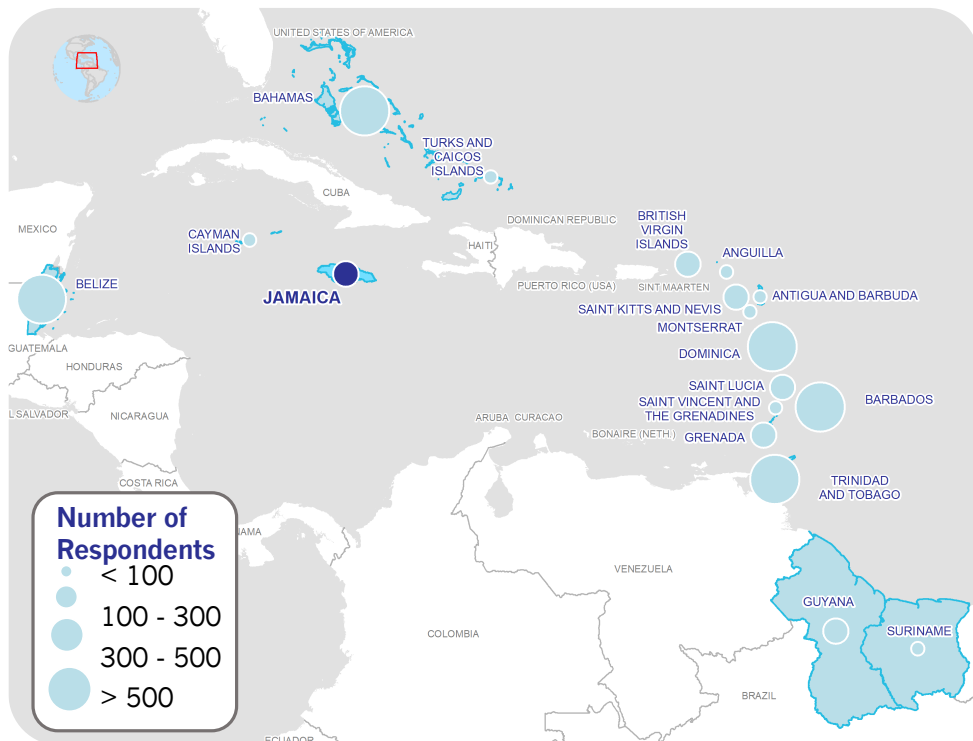
Average Household size

The COVID-19 pandemic is having far-reaching impacts on how people earn a living and meet critical needs. The Caribbean COVID-19 Food Security and Livelihoods Impact Survey was launched by CARICOM to rapidly gather data on impacts to livelihoods, food security and access to markets. Prepared by the World Food Programme with support from the Food and Agriculture Organization, it received 4,537 responses from 19 countries and territories in the Caribbean. The survey was open from 1-12 April 2020 and was shared via social media, email and media.

## Jamaica summary findings

- Most respondents could consistently access stores and markets, but 11% of reported not being able to access markets at some point between March 25 and April 12. Closure of stores and concerns about leaving the house due to the outbreak were the main reasons.
- Food items are generally available in stores, although 71% of respondents reported an increase in food prices. About a third reported that medicines and hygiene items were only “sometimes” or “partially” available, although few indicated that they were unavailable.
- The vast majority of respondents changed their shopping behaviour to adapt to disruptions caused by COVID-19, primarily by buying larger quantities than usual. More than three-quarters of respondents had at least a week’s worth of food stock at home.
- About a quarter of respondents changed their diet, either by eating less preferred foods or reducing their food intake/skipping meals.
- Disruptions to livelihoods are widespread, primarily owing to movement restrictions and transport limitations.
- COVID-19 has impacted incomes, with about 30% of respondents reporting loss of jobs or reduced salaries.
- The number of respondents was not sufficient for disaggregated analysis between men and women and among age groups. Further assessments are needed to understand impacts across demographic groups.

While the survey contributes to a better overview of impacts, the data is not representative, and the use of a web-based questionnaire limits inputs from those without connectivity.




## DEMOGRAPHICS OF RESPONDENTS

### Age and sex breakdown of respondents

Age and gender disaggregated analysis is not provided due to insufficient responses in the subgroups.

#### Age and sex of respondents

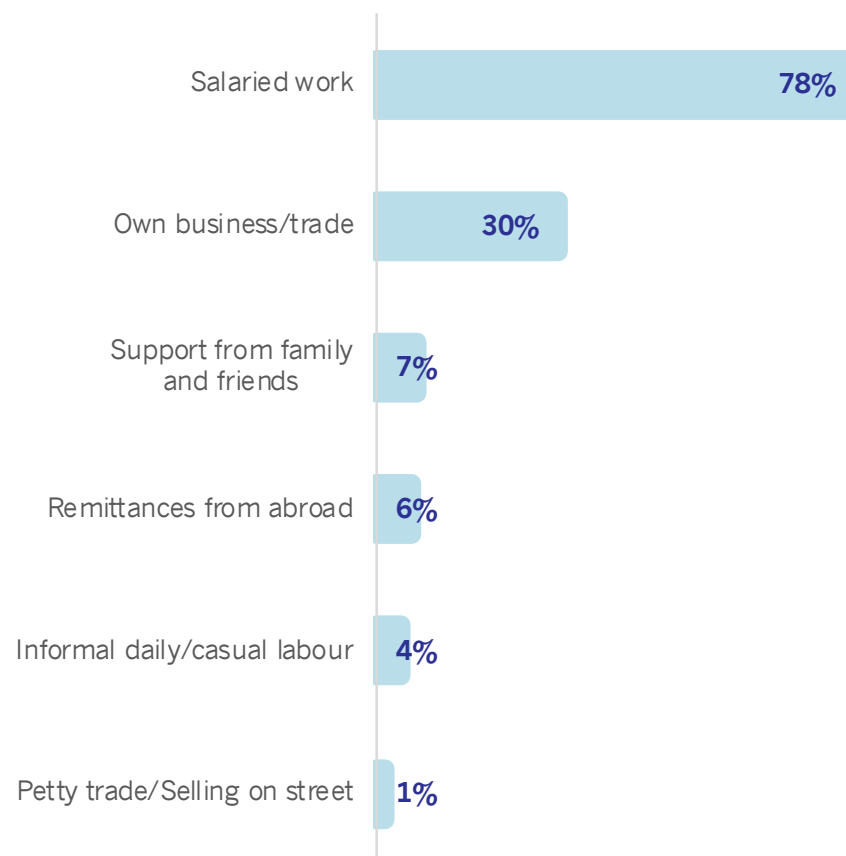


### Main household income sources

Respondents were asked to indicate the main income source(s) for their household.

#### Main household income sources

Up to two choices could be selected.



## IMPACT ON MARKETS

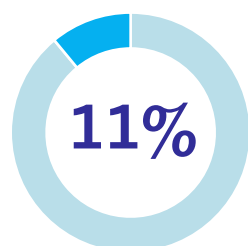
Most respondents could consistently access stores and markets, although 11% reported not being able to access markets at some point between March 25 and April 12. This is much lower than the regional average (37%). The closure of stores/markets was the most frequently cited reason, followed by concerns about leaving the house due to the outbreak. This is a deviation from the regional trend where movement restrictions was cited as the primary reason.

COVID-19 has altered how people shop, with 81% of respondents shifting their shopping behavior, mainly by buying larger quantities than usual. Nearly a third are going to different stores than usual.

Food items, medicines and hygiene items are largely available, but about a third of respondents reported that medicines and hygiene items were only partially/sometimes available. A higher percentage of respondents (71%) reported an increase in food prices when compared to the rest of the region (59%).

### Access to markets

Respondents indicated if there was a time they were not able to access the market during the time of the survey.



Reported a time when they could not access markets in the past 7 days

*"Due to the nature of work..... I have been finding less time to purchase foods."*

*"Secondary income has been slightly affected. Lock down of the country has affected supermarket shopping hours and going to the markets."*

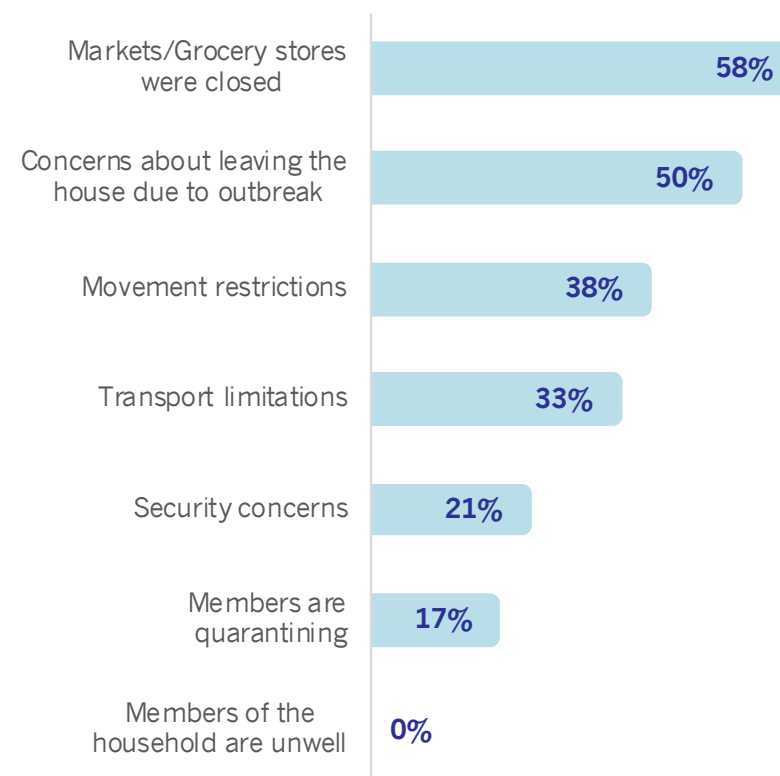
*"Expenditure on household items and bills have increased significantly including purchase of additional food, sanitizing agents...."*

*"Children are at home full time so increase in electricity and food cost.."*

*"Shopping more at supermarket as both of us are now at home instead of purchasing lunch at work and UWI."*

### For those that faced a time when they could not access markets in the past 7 days, the main reasons were...





Multiple choices could be selected.



## IMPACT ON MARKETS

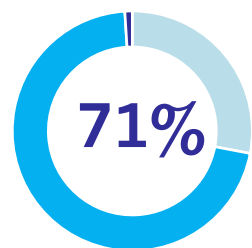
### Availability of items in stores

Respondents reported on the availability of key items in stores.

	Staple Food 	Fresh food 	Hygiene 	Medicines 
Always Available	79%	69%	64%	44%
Partially/sometimes available	18%	26%	31%	33%
Not available	0%	0%	3%	2%
Don't know	3%	4%	1%	21%

### Food prices

Respondents reported on any observed changes in food prices.



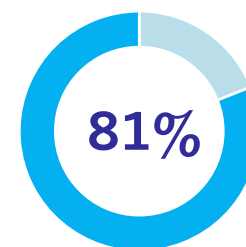
Observed an increase in food prices.  
28% reported no change and  
<1% reported a decrease

*“Challenges with Internet . Balancing home-schooling and work from home; Limited access to sanitation supplies...”*

*“.....I have been able to go to the supermarket once a week which is what I normally do, and everything has been available to me up to now.”*

### Shopping behaviour

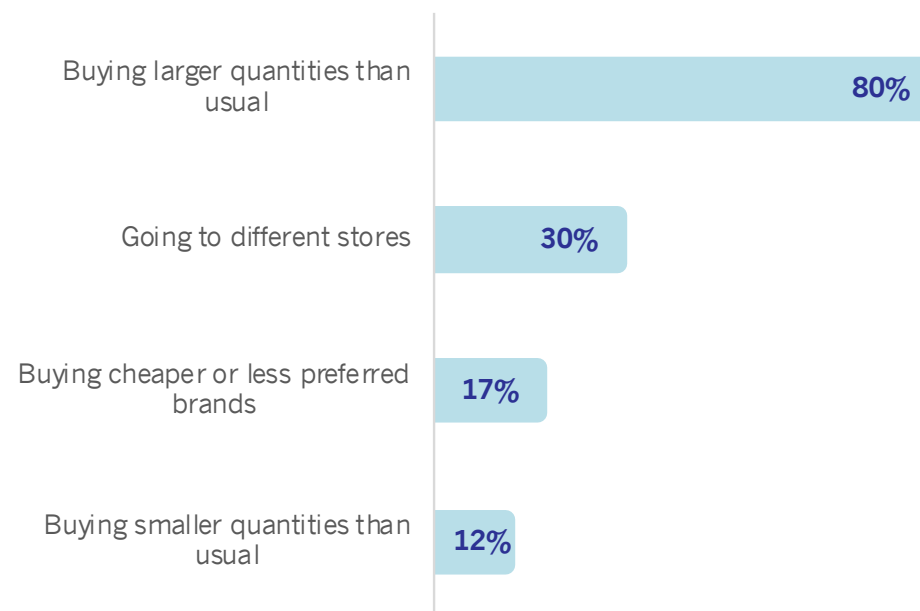
Respondents were asked if they have had to, and if so, how they have altered their shopping behavior.



Changed their shopping behaviour

#### For those that changed their shopping behaviour, they are...

Multiple choices could be selected.



## IMPACT ON FOOD SECURITY

COVID-19 has impacted people's eating habits. While a large majority (71%) of respondents reported having no difficulties eating enough, 14% of respondents have adapted by eating less preferred foods, and 11% skipped meals or ate less than usual. Over three-quarters of households have food stocks of more than one week.

These findings are similar to trends observed at the regional level.

### Food stocks

Respondents were asked to indicate the amount of available food stock for their household.

#### Does your household have any food stock?



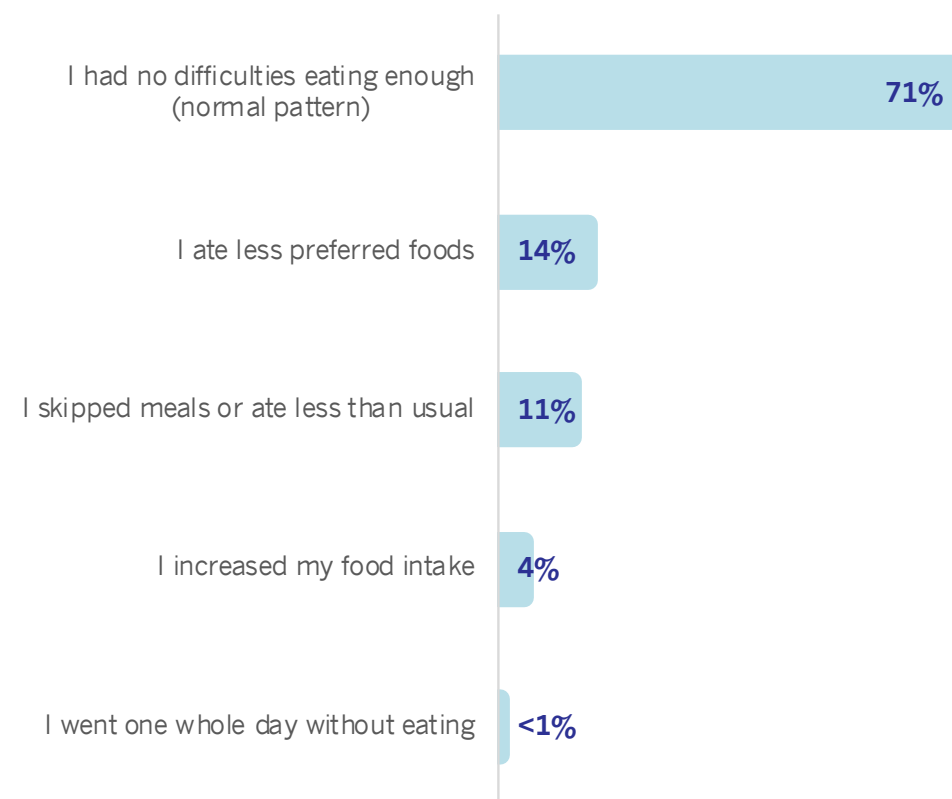
*"My family's food security is safeguarded by the fact that we have a variety of fruit trees, vegetables and access to provisions and meats from family and friends who live in rural communities."*

*"We currently have food but unless the Lord works a miracle we will be out within a week."*

### Food consumption

Respondents were asked to reflect on their food situation.

#### Which statement best reflects your food situation over the past 7 days?



*"Stay at home. Curfews at nights. I order food online for the first time in this country as I do not wish to get exposed to the virus."*

*"Little to no take out, so we cook more at home."*

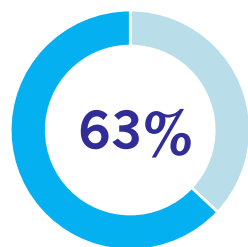
## IMPACT ON LIVELIHOODS

Livelihoods are being widely disrupted by the pandemic, with 63% of respondents indicating that their ability to carry out their livelihoods was affected in the two weeks prior to responding the survey. This percentage is slightly below the one observed at the regional level (72%). Movement restrictions are the predominant reason, cited by 59% of those facing livelihood disruptions. This is followed by transport limitations, which a higher percentage of respondents cited when compared with the rest of the region.

COVID-19 has resulted in job losses or reduced salaries for 29% of respondents, although this is below the regional average (48%). The percentage of respondents who did not report any change to their income is also slightly higher than the regional average. Looking ahead, the vast majority (82%) of respondents predict that their livelihoods will be impacted in the future. The remaining 18% expect little to no impact, which is a larger percentage than other countries/territories in the region.

### Disruptions to livelihoods

Respondents reported on any disruptions to their livelihoods.



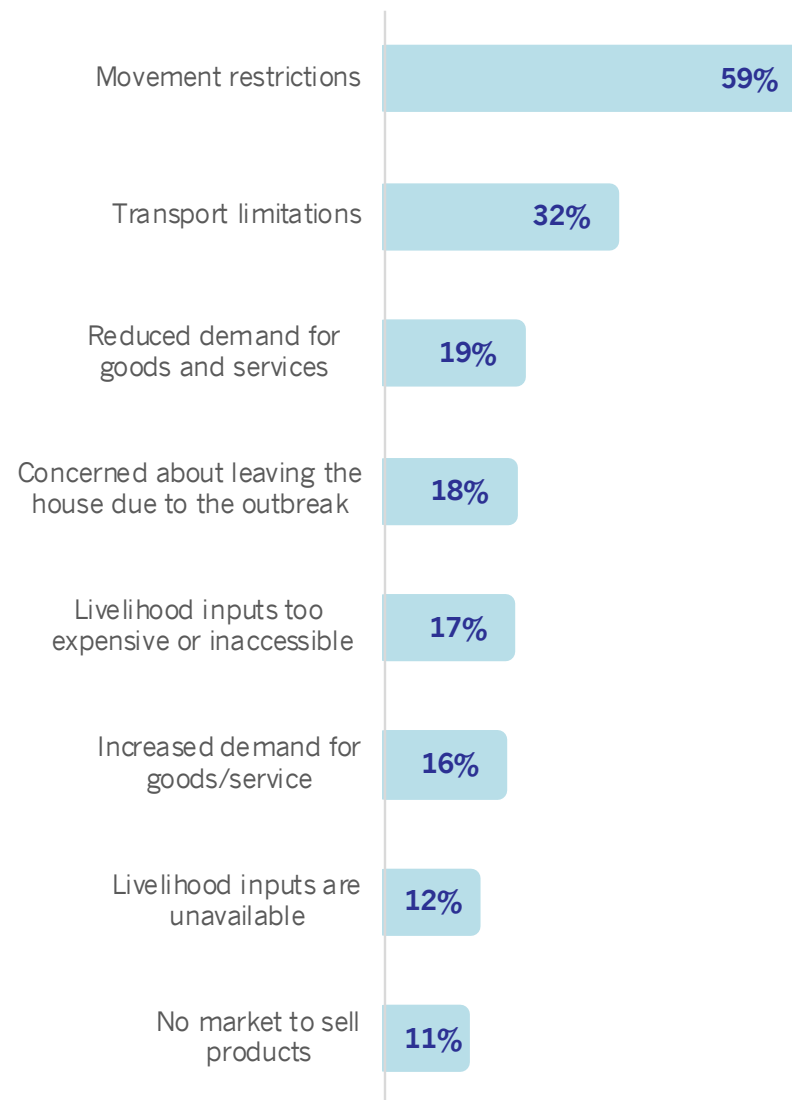
reported livelihood disruptions in the past two weeks

*"I sew school uniforms. Now schools close and fabric stores are closed. My workers stay home."*

*"Covid 19 has affected my movement. I am scared to go out to conduct business."*

### For those that reported livelihood disruptions, the main reasons were...

Multiple choices could be selected.

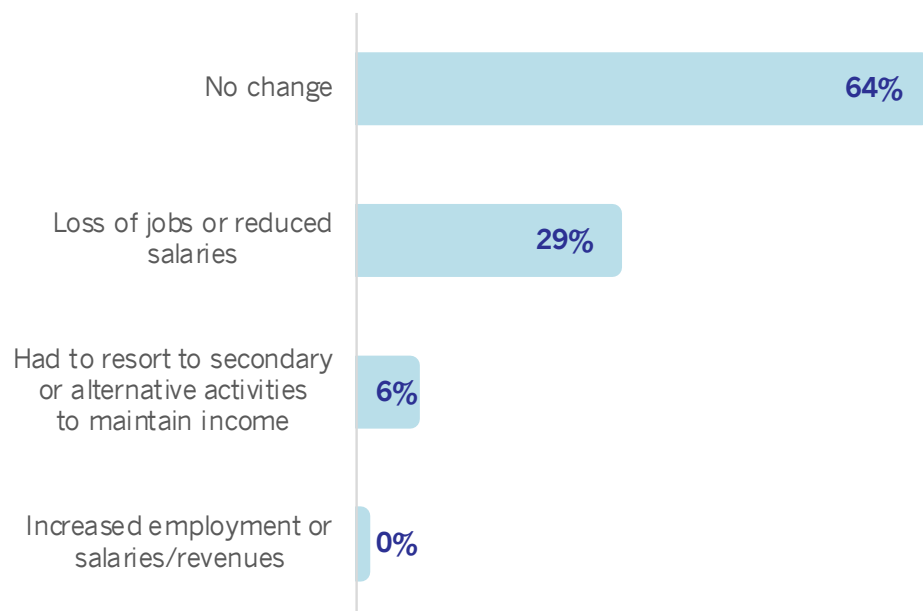


# IMPACT ON LIVELIHOODS

## Income changes

Respondents communicated changes to their income in the past two weeks.

### Has your household income changed over the past 2 weeks?



*"I am facing lay off, which is worrying especially when you are the main breadwinner in the household. ..."*

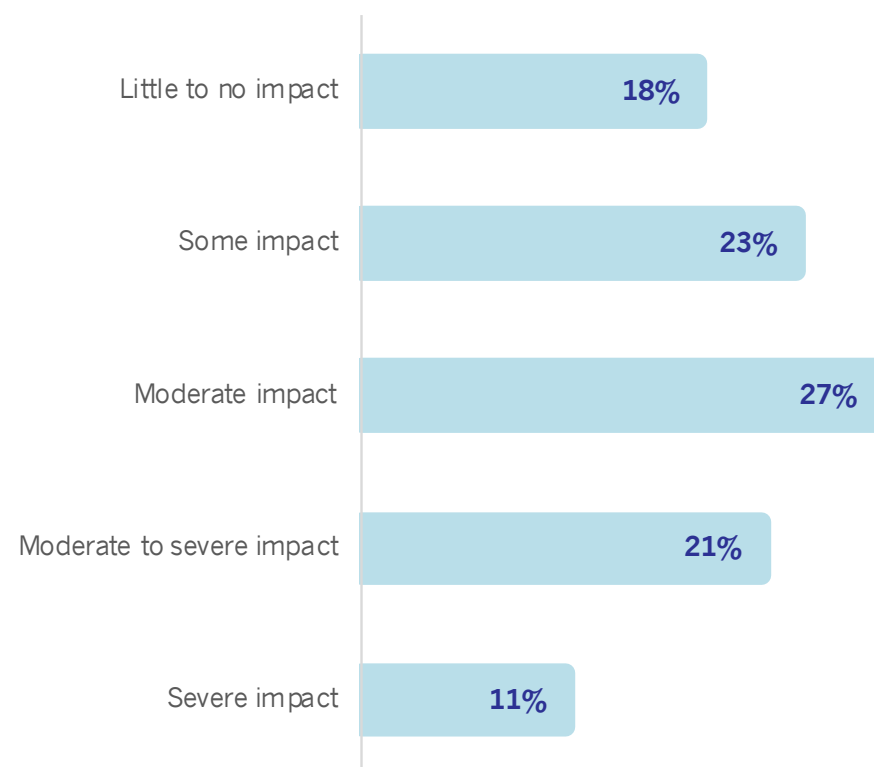
*"Worried about future job loss as a result of COVID 19. Adapting by increased prayers/meditation and looking at more opportunities for working in the virtual space/getting clients."*

*"As an older woman still working my salary reduced. However the other income comes from my retired husbands pension."*

## Future livelihood impacts

Respondents were asked to look ahead and predict the level of impact to their livelihoods as a result of disruptions from COVID-19.

### How do you expect your livelihood will be impacted as a result of disruptions from COVID-19?





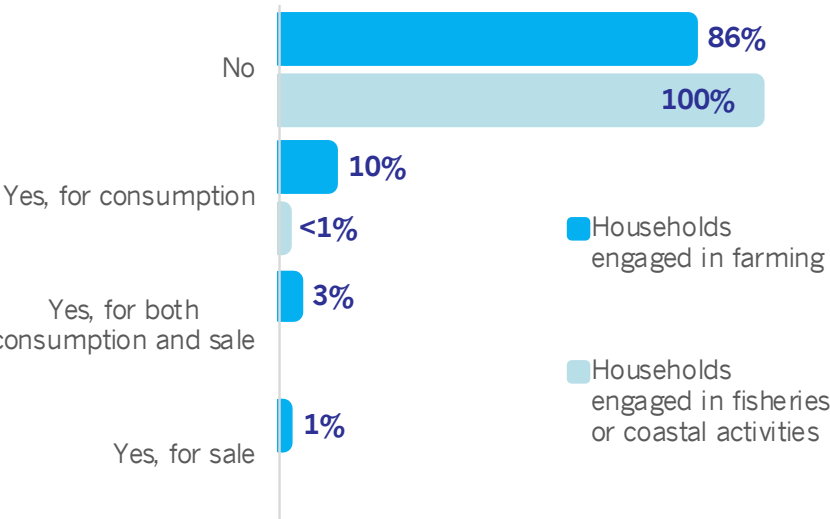
## IMPACT ON LIVELIHOODS

### Households engaged in farming/fishing

According to the World Bank, agriculture in Jamaica contributes to 6.6% of GDP and to about 16% of employment.

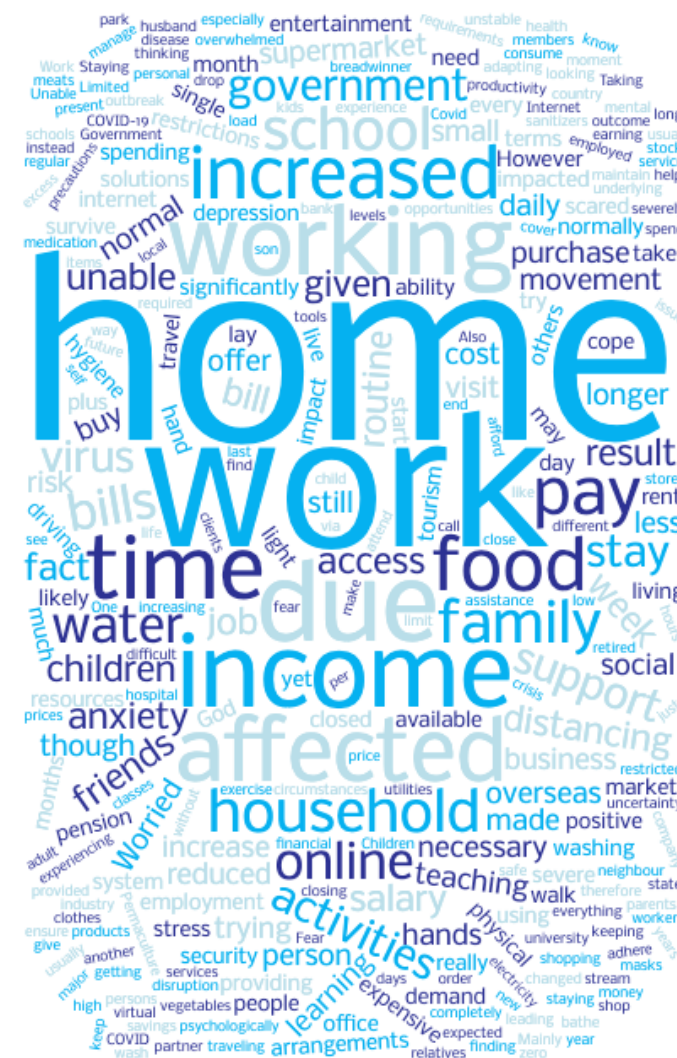
Given the very limited respondents engaged in farming and fishing/coastal activities, more assessment and analysis on their constraints will be important to gauge how farmers and fisherfolk are being impacted by COVID-19.

## Households engaged in fisheries and farming



*"My partner has a small enterprise in the manufacturing sector, demand has fallen as people are mostly spending on essentials. The imposition of physical distancing also limits his activity and so income has declined and is likely to fall for sometime."*

*"The company I work for has had to close 6 stores in the tourist areas as well as closing our coffee factory, therefore laying-off 40 workers until this crisis is over."*



## Key themes on how people in Jamaica are being impacted and are adapting to disruptions from COVID-19

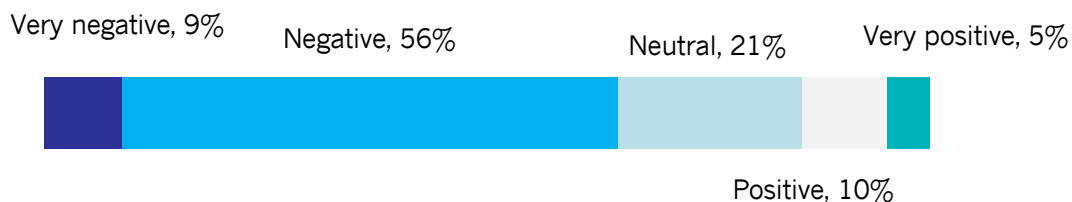


## HOW PEOPLE ARE COPING AND ADAPTING

Respondents were provided space to give fuller and more nuanced insights on how they are coping and adapting to the disruptions caused by COVID-19. Out of the 214 respondents, (49%) responded to the open-ended question resulting in a total count of over 3,200 words.

An analysis of the responses by WFP Caribbean, in collaboration with Google's Artificial Intelligence (AI) Unit, was able to swiftly categorise and interpret the degree of positive and negative emotions within the responses using machine learning.

### Distribution of sentiments across open-ended responses



Of the total responses, 56% were classified as being negative, 21% as neutral and 9% as positive. People in Jamaica who participated in the survey expressed feelings of anxiety with regards to going outdoors to complete essential tasks and also concerns about having lost or potentially losing jobs. As a result, there is uncertainty on their ability to make loan and mortgage payments as well as purchase food for their family. Some of the participants also mentioned an increase in their expenditure for utility bills, school tuition, food and household items as they are spending more time at home due to the movement restrictions. Many in Jamaica are also trying to adapt to working from home, home-schooling their children and managing both effectively.

### Very negative (9%)

*"With the children home, the demand for more food increase while income and remittance has drastically reduced."*

*"Stock market decline. My pension investments are tied to stock market and I will retire in a few months. My pension will not be able to sustain a normal living after 50 years of investing."*

### Negative (56%)

*"I am scared to go out and interact with people. I only go to the office infrequently (work from home), and to shop once a week. "I am unable to visit a very good neighbour who is a stroke patient in the hospital, spending majority time at home, and traveling only when necessary...."*

### Neutral (21%)

*"Taking this one day at a time not hoarding food. Taking all precautions when out."*  
*"...I have been working from home. Other activities have remained normal."*

### Positive (9%)

*"My salary allows us to stock up. we also have a freezer to store meats, etc. for longer periods"*  
*"Spent less on travelling to work, due to work from home arrangements."*

### Very Positive (5%)

*"My family is now working from home This has provided more family time given that there is no more need to spend so much time in traffic. I have more time to tend to my backyard garden as a result, it produces nearly 80% of the vegetables that we consume"*  
*"I have been adapting well, thus far. I try to ensure that I take the necessary precautions and adhere to the changing protocols."*

## CONCLUSION

This report contributes to a better picture of how COVID-19 and measures to contain the virus are impacting livelihoods, food security and access to markets in Jamaica. While trends were largely consistent with what was observed at the regional level, some impacts varied. In particular, market access did not emerge as a major constraint, although many respondents reported that food prices have increased.

Overall, COVID-19 has had widespread impacts on people's lives and livelihoods in Jamaica, translating into loss of jobs or income for nearly a third of respondents. With some people changing their diets, risks to food availability and consumption need to be mitigated before they worsen.

As noted in the regional survey report, local production should be galvanized to meet future demands and trade and supply chains must remain open, as outlined in the CARICOM COVID-19 Agri-Food Response and Mitigation Framework Document. At the same time, financial assistance and other resources to vulnerable populations should be expanded along the lines of plans and actions already underway to mitigate the economic impacts at the household level.

More in-depth assessment and analysis on the wide-ranging economic and social impacts of COVID-19 will be critical to further inform responses to the unfolding crisis.

### *More responses from the survey*

*"Emotionally overwhelmed, leaving me in a state of distress. Eating more than I should."*

*"Even though being unemployed for almost a year, the outbreak has affected me both financially and psychologically due to the fact that I am unable to receive my regular assistance through remittances, due to the fact that persons have to scale down. This has also further my ability to get employment do to the fact that no one is employing now..."*

*"Physical distancing and ensuring physical and personal hygiene have been increased."*

*"I am in the tourism industry so my business revenue has shrunk to zero overnight. Fortunately there is another breadwinner in the household and I have another stream of income, so I have a financial buffer, but I have had to start thinking creatively and strategically regarding the business to keep the brand name alive and to maintain a visible presence even though I do not have a clientele at the moment..."*

*"My salary allows us to stock up. we also have a freezer to store meats etc for longer periods."*

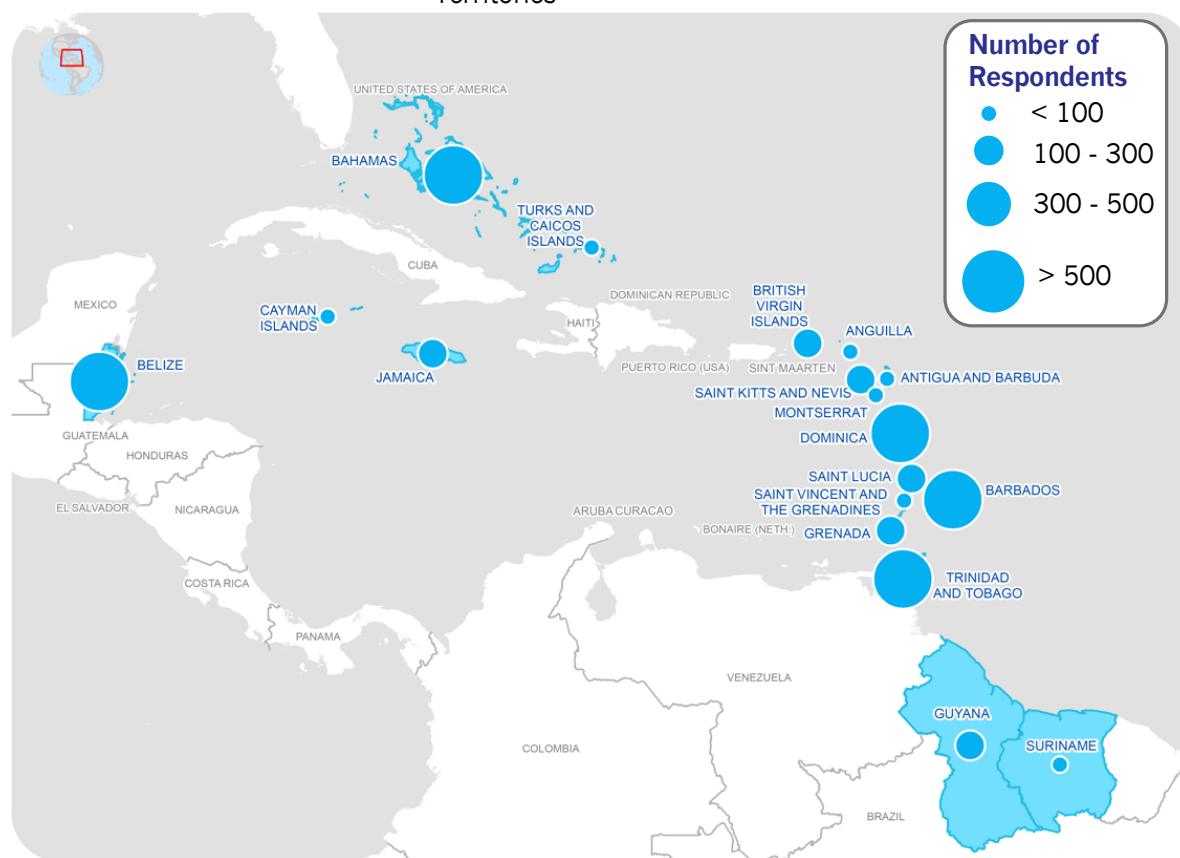
*"Adapting to social distancing...not being able to visit with family and friends...not touching your face is the hardest one but am improving...having to really monitor diet as not as active as once was..."*

*"With the children home, the demand for more food increase while income and remittance has drastically reduced."*

*"Children are at home full time so increase in electricity and food cost. On the positive side, curfew has caused early release from work."*

## ANNEX. REGIONAL SUMMARY KEY FINDINGS

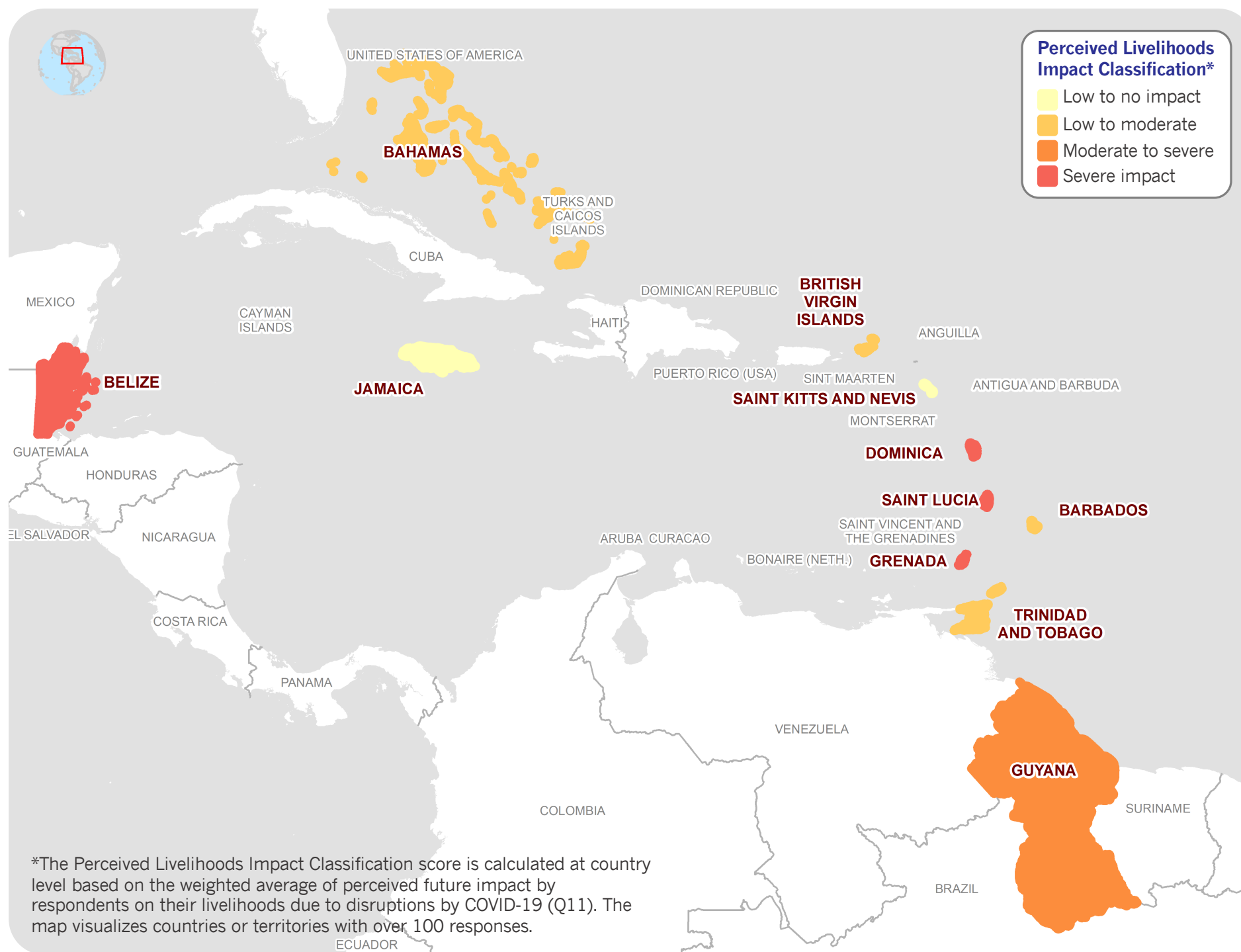
The COVID-19 pandemic is having far-reaching impacts on how people earn a living and meet critical needs. The Caribbean COVID-19 Food Security and Livelihoods Impact Survey was launched by CARICOM to rapidly gather data on impacts to livelihoods, food security and access to markets. Prepared by the World Food Programme with support from the Food and Agriculture Organization, the survey link was shared via social media, email and media. This summary analyses data collected from 1-12 April 2020.



### At a glance

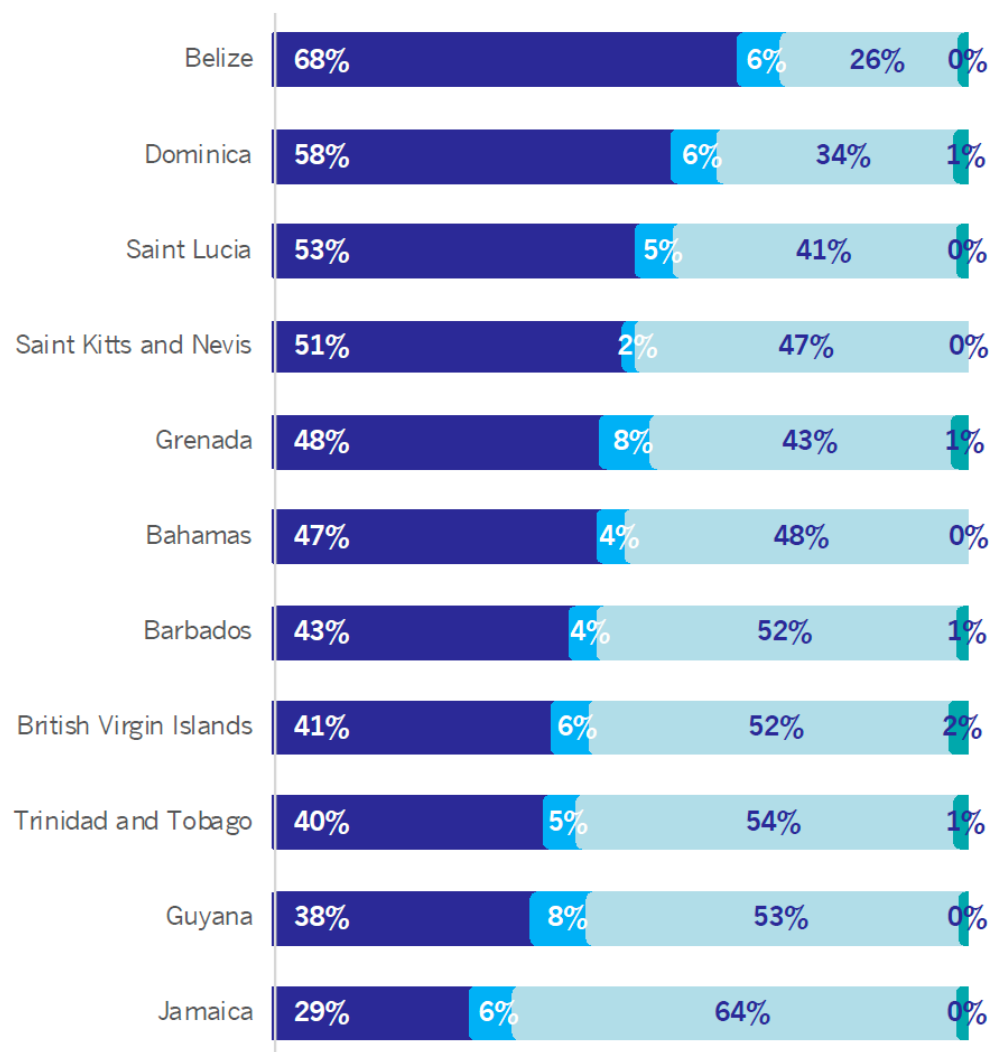
- COVID-19 has caused widespread disruption to livelihoods, driven primarily by movement restrictions and concerns about leaving the house.
- Half of respondents have faced a change in income, owing mainly to job loss or reduced revenue/salary. People owning businesses or engaged in casual labour or petty trade appear most impacted.
- Most respondents were able to access markets in the previous seven days but with substantial variations across the region. Those unable to do so cited movement restrictions, store closures and concerns about leaving the house.
- Availability of food, hygiene items and medicines appears to be less than normal, but very few respondents indicated that items were unavailable.
- People are changing how they shop, with most respondents purchasing larger quantities.
- Most respondents are not having difficulty eating enough, but some are eating less preferred foods.
- At the regional level, trends were broadly consistent between male and female respondents, although further country-level analysis may reveal greater gender differences.
- While the survey contributes to a better overview of impacts, the data is not representative, and the use of a web-based questionnaire limits inputs from those without connectivity.

## ANNEX. PERCEIVED LIVELIHOODS IMPACT IN THE CARIBBEAN



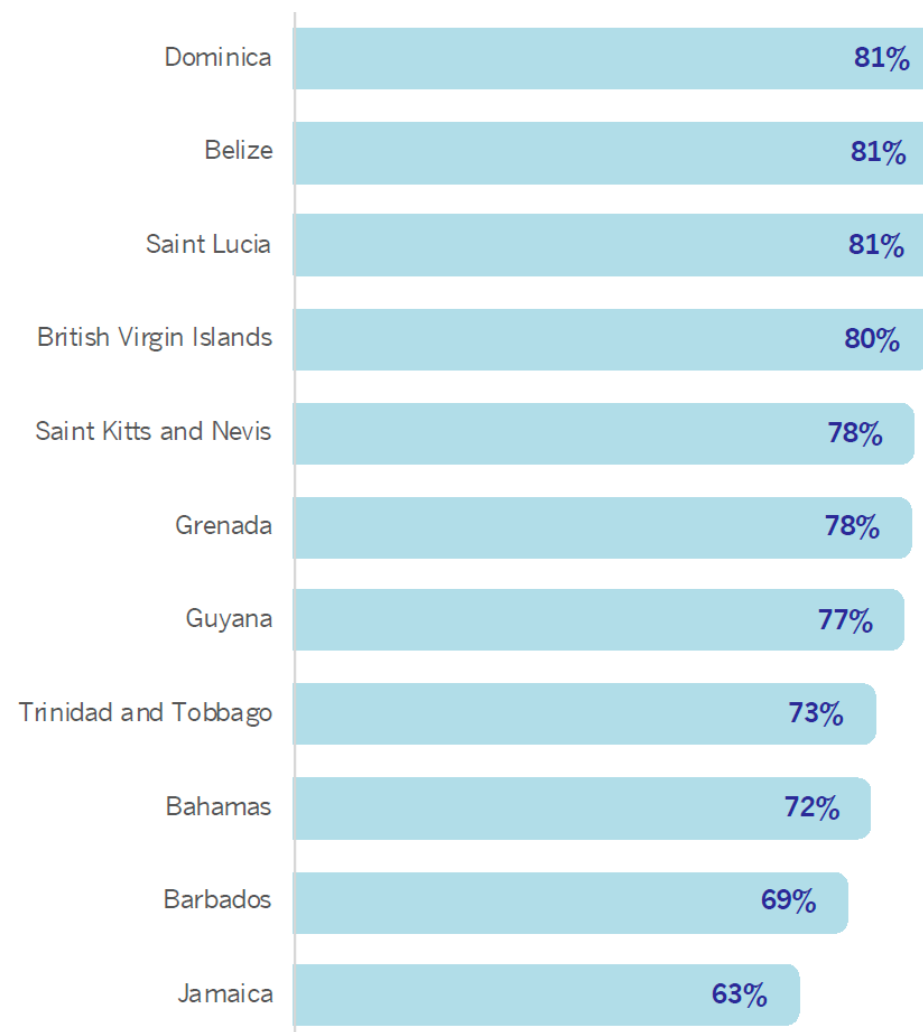
## ANNEX. DETAILED FIGURES FOR COUNTRIES OR TERRITORIES (WITH >100 RESPONSES)

### Income changes



- Loss of jobs or reduce salaries
- Had to resort to alternative income sources
- No changes
- Increased employment

### % reporting disruptions to livelihoods



## ANNEX. METHODOLOGY

The survey was launched via a webform, which was accessible on mobile/smartphone and PC/desktop. The data collection period was inclusive of 1-12 April 2020.

The survey was circulated widely via email, social media, media and other communication channels by participating ministries including (but not limited to) Ministries of Agriculture, Social Protection, National Disaster Management Organizations, UN agencies and NGO partners.

Responses were visualised live on an interactive dashboard and continually monitored to ensure their legitimacy based on cross referencing with prior knowledge and secondary data. Data validation methods were designed into the survey form to mitigate against intentional or unintentional outliers.

WFP Caribbean performed the data collection, monitoring and analysis. Data was analysed according to age groups and sex where there are sufficient responses.

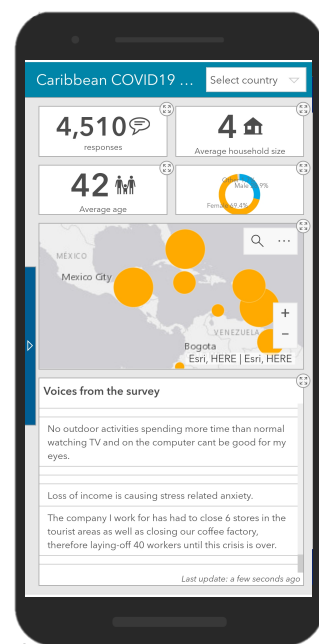
The qualitative analysis was performed in collaboration with Joseph Xu from Google's AI unit using Natural Language Processing (NLP). NLP, a branch of AI which analyses and interprets human languages, provided: (a) a sentiment analysis to determine the number of positive versus negative responses and (b) auto-categorisation of the responses. To moderate the non-representative nature of the data, the analysis team further refined the classifications presented by the algorithms.

National level reports are only produced for countries and territories with sufficient responses. Reports are prepared by WFP Caribbean: Amy Chong, Sarah Bailey, Elisaveta Gouretskaia, Nicholas Grainger and Francesca Ciardi.

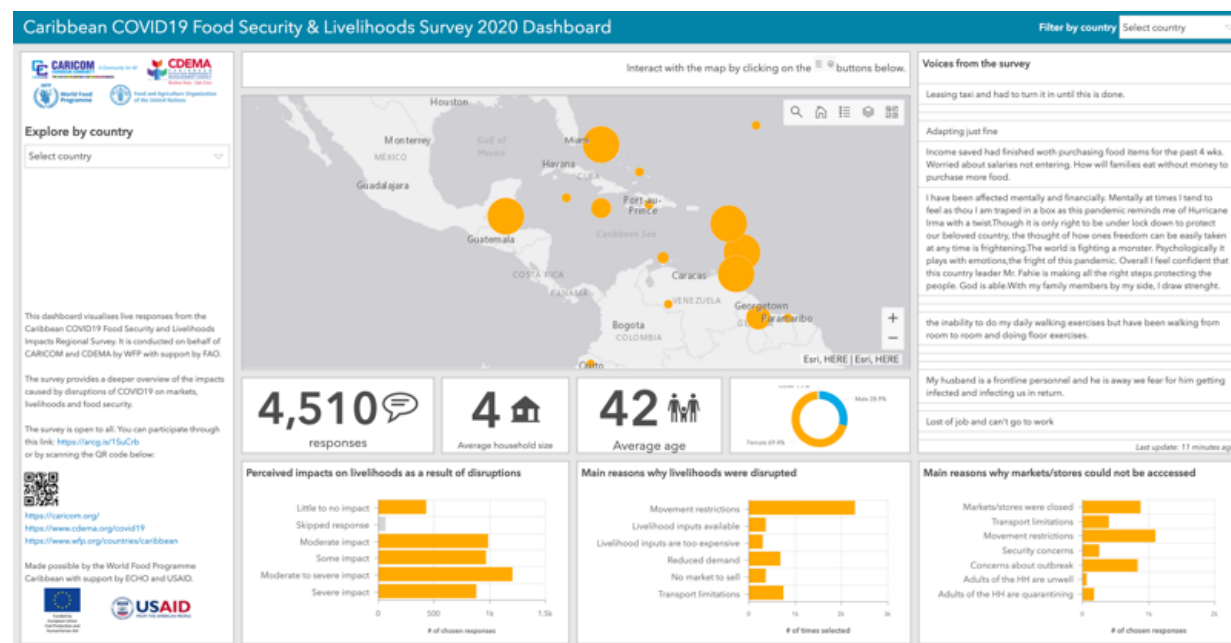
### Survey (Closed) <http://arccg.is/1SuCrb>



### Dashboard for smartphones <https://arccg.is/izn5H>



### Dashboard for PC/laptop <http://arccg.is/Ca8X0>





# ANNEX. QUESTIONNAIRE

## Caribbean COVID-19 FS&L Survey

### Caribbean COVID-19 Food Security & Livelihoods Impact Survey



Thank you for taking part in this regional survey for the Caribbean. Your participation will play a large part in providing an overview of the impact of COVID-19 on food security and livelihoods in your country or territory.

### Demographics

#### What is your age?

#### What is your sex?

☐ Female

☐ Male

#### What is the size of your household?

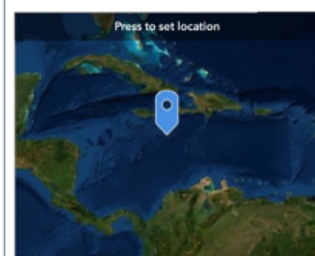
Please include all members currently living in your residence.

#### Which country do you live in?\*

#### Location



Please click on the target icon on the map if you would like to provide a more accurate location.



Lat: 16.04150 Lon: -75.20324

### Markets

1. In the past 7 days, has there been a time when you or your household could not access the markets/grocery stores?

☒ Yes ☐ No

What were the main reasons why you or your household could not access the markets/stores?

Please select all that apply.

- ☐ Markets/stores were closed
- ☐ Transport limitations
- ☐ Movement restrictions (eg. curfew)
- ☐ Security concerns
- ☐ Concerned about leaving the house due to outbreak
- ☐ Adult members of the household are unwell
- ☐ Members of household are self quarantining
- ☐ Other

2. Are fresh food items (eg. eggs, meat, vegetables) currently available in markets/stores?

- ☐ Always available
- ☐ Partially/ sometimes available
- ☐ Not available
- ☐ Don't know

3. Are basic food items (eg. bread, rice) currently available in markets/stores?

- ☐ Always available
- ☐ Partially/ sometimes available
- ☐ Not available
- ☐ Don't know

4. Are hygiene items (eg. soap, detergent) currently available for purchase in markets/stores?

- ☐ Always available
- ☐ Partially/ sometimes available
- ☐ Not available
- ☐ Don't know

5. Are essential medicines available in clinics or pharmacies?

- ☐ Always available
- ☐ Partially/ sometimes available
- ☐ Not available
- ☐ Don't know

6. Has there been any changes in the costs of food items over the past 2 weeks?

- ☐ Food prices have increased
- ☐ Food prices have decreased
- ☐ No changes

7. Have you changed your shopping behaviour compared to normal times?

☒ Yes ☐ No

How have you changed your shopping behaviour?

Please select all that apply.

- ☐ Buying larger quantities than usual
- ☐ Buying smaller quantities than usual
- ☐ Buying cheaper or less preferred foods than usual
- ☐ Going to different stores

### Livelihoods

8. Was your ability to carry out livelihood activities affected in the past two weeks?

☒ Yes ☐ No

What were the main reasons for the disruptions to your livelihood activities?

Please select all that apply.

- ☐ Reduced demand for goods/services
- ☐ No market to sell products
- ☐ Transport limitations
- ☐ Movement restrictions (eg. curfew)
- ☐ Livelihoods inputs are unavailable
- ☐ Livelihoods inputs are too expensive or inaccessible
- ☐ Concerned about leaving the house due to outbreak
- ☐ Adult members of the household are unwell
- ☐ Increased demand for goods/services
- ☐ Other

9. Has your household income changed over the past 2 weeks?

- ☐ Loss of jobs or reduced salaries/revenues
- ☐ Increased employment or increased salaries/revenues
- ☐ Resorted to secondary/alternative source of income to maintain income levels
- ☐ No change

10. What are your household's main income sources over the past year?

You may select up to 2 that apply.

- ☐ Salaried work with regular income
- ☐ Daily/casual labour
- ☐ Own business/trade
- ☐ Petty trade/selling on street
- ☐ Remittances from abroad
- ☐ Support from families and friends
- ☐ Government assistance/social safety nets
- ☐ Other

11. How do you expect your livelihood will be impacted as a result of disruptions from COVID-19?

- ☐ Little to no impact
- ☐ Some impact
- ☐ Moderate impact
- ☐ Moderate to severe impact
- ☐ Severe impact

12. Is your household currently engaged in farming/livestock raising?

- ☒ Yes. For consumption
- ☐ Yes. For sale
- ☐ Yes. For both sale and consumption
- ☐ No

Please select all that apply.

- ☐ Rice ☐ Corn ☐ Vegetables
- ☐ Pulses ☐ Banana/Plantains
- ☐ Poultry
- ☐ Small ruminants (eg. sheep, goat)
- ☐ Large ruminants (eg. cattle)
- ☐ Swine ☐ Other

13. Is your household currently engaged in fishing/coastal activities?

- ☒ Yes. For consumption
- ☐ Yes. For sale
- ☐ Yes. For both sale and consumption
- ☐ No

Please select all that apply.

- ☐ Small scale aquaculture
- ☐ Inland fisheries
- ☐ Marine/coastal fisheries
- ☐ Processing of fish/fisheries products
- ☐ Fishing gear production
- ☐ Mangrove/beach activities (eg. shellfish harvesting)
- ☐ Other

### Food Security

14. Which statement best reflects your food situation over the past 7 days?

- ☐ I had no difficulties eating enough food (normal pattern)
- ☐ I ate less preferred foods
- ☐ I skipped meals or ate less than usual
- ☐ I went one whole day without eating
- ☐ I increased my food intake

15. Does your household have any food stock?

- ☐ Yes. Less than one week
- ☐ Yes. Less than 2 weeks
- ☐ Yes. Less than 3 weeks
- ☐ Yes. Less than 1 month
- ☐ Yes. More than 1 month
- ☐ No

### General

Please provide any additional insights into how you have been affected by the disruptions from COVID19 and how you are adapting.

Do not provide any sensitive information.

Thank you for your participation! Please hit the Submit button.

Individual responses are anonymous. Overall survey results will be publicly available.

Submit



## UNITED NATIONS WORLD FOOD PROGRAMME

### Office for Emergency Preparedness and Response in the Caribbean

UN House, Marine Gardens

Christ Church

Barbados

**Regis Chapman** | Head of Office

Tel: +1 246 467 6085

Email: [wfp.barbados@wfp.org](mailto:wfp.barbados@wfp.org)

Website: <https://www.wfp.org/countries/caribbean>

## CARICOM

### Caribbean Community Secretariat

Turkeyen, Greater Georgetown

PO Box 10827

Guyana

**Shaun Baugh** | Programme Manager, Agricultural & Agro-Industrial Development

Tel: +592 222 0134

Email: [shaun.baugh@caricom.org](mailto:shaun.baugh@caricom.org)

Website: <https://www.caricom.org>

Cover photo credit: CARICOM

